


Individuals with Disabilities Education Act Budget Presentation 2019 – 2020



WINTON WOODS CITY SCHOOLS
A NEW TECH NETWORK DISTRICT

Ensuring *all students* achieve their highest potential

August 26, 2019

AGENDA

- ▶ **Special Education Report Card**
 - ▶ **Fiscal Year 2019 Budget**
 - ▶ **Current Fiscal Year 2020 Budget**
 - ▶ **Public Participation & Comment**
- 

Did You Know?

- About 1 in every 5 people have a learning disability.
- 1,000,000 children--ages 6 to 21--have some form of a learning disability and receive special education services in school.

-The Center for Parent Information and Resources (CPIR)

A decorative graphic consisting of several parallel white lines of varying lengths, slanted diagonally from the bottom right towards the top right, set against the blue background.


IDEA

- The Individuals with Disabilities Education Act (IDEA) is the federal special education law that requires public schools serve the learning needs of students with disabilities (SWDs).
- IDEA requires that schools provide special education services to eligible students per a student's Individualized Education Program (IEP).


Special Education Report Card

This is an annual rating for every public district in Ohio.

The Ohio Department of Education uses final data submitted through the Education Management Information System (EMIS). These data result in one of four ratings —

- Meets Requirements*
 - Needs Assistance*
 - Needs Intervention*
 - Needs Substantial Intervention*
- 
- A decorative graphic consisting of several parallel white lines of varying lengths, slanted upwards from left to right, located in the bottom right corner of the slide.

2019 Special Education Rating



Indicator	2017-2018	2018-2019
<i>Are Young Children With Disabilities Entering Kindergarten Ready to Learn?</i>		
6a: Preschool LRE in Regular ECE Program	MET	MET
6b: Preschool LRE-Separate Program	MET	MET
7a: Preschool-Socio-Emotional Skills (Growth)	TBD	TBD
7a: Preschool-Socio-Emotional Skills (Skills)	TBD	TBD
7b: Acquisition of Knowledge (Growth)	TBD	TBD
7b: Acquisition of Knowledge (Skills)	TBD	TBD
7c: Behaviors (Growth)	TBD	TBD
7c: Behaviors (Skills)	TBD	TBD
12: Early Childhood Transition from Part C to Part B	NOT MET	NOT MET

Indicator	2017-2018	2018-2019
<i>Are Children with Disabilities Achieving at High Levels?</i>		
3b: Reading Participation Rate	MET	MET
3b: Math Participation Rate	MET	MET
3c: Reading Proficiency Rate	NOT MET	NOT MET
3c: Math Proficiency Rate	NOT MET	NOT MET
4a: Discipline Discrepancy-Expulsion	NR	NR
4a: Discipline Discrepancy-Suspension	NOT MET	NOT MET
4b: Disproportionality-Discipline-Expulsion	MET	MET
4b: Disproportionality -Discipline-Suspension	MET	MET
5a: School-age Least Restrictive Educational Environments (>80%)	NOT MET	NOT MET
5b: School-age Restrictive Educational Environments (<40%)	NOT MET	NOT MET
5c: School-age Restrictive Educational Environments Separate Facilities	NOT MET	NOT MET

Indicator	2017-2018	2018-2019
<i>Are Youth With Disabilities Prepared for Life, Work, and Post-Secondary Education?</i>		
1: Graduation	NOT MET	NOT MET
<i>Graduation by Standard Requirements</i>	TBD	TBD
2: Dropout	MET	MET
13: Secondary Transition	MET	MET
14: Postschool Outcomes	TBD	TBD

Indicator	2017-2018	2018-2019
<i>Does the District Implement IDEA to Improve Services & Results for Children with Disabilities?</i>		
8: Facilitated Parent Involvement	NR	NOT MET
9: Disproportionality All Categories	MET	MET
10: Disproportionality Specific Disability Categories	MET	MET
11: Child Find-Timely Initial Evaluations	NOT MET	NOT MET
15: Timely Correction of Noncompliance Findings	MET	MET
20: Timely & Accurate Data	MET	MET

Federal IDEA Initial Allocations

Fiscal Year 2018

\$884,407.06

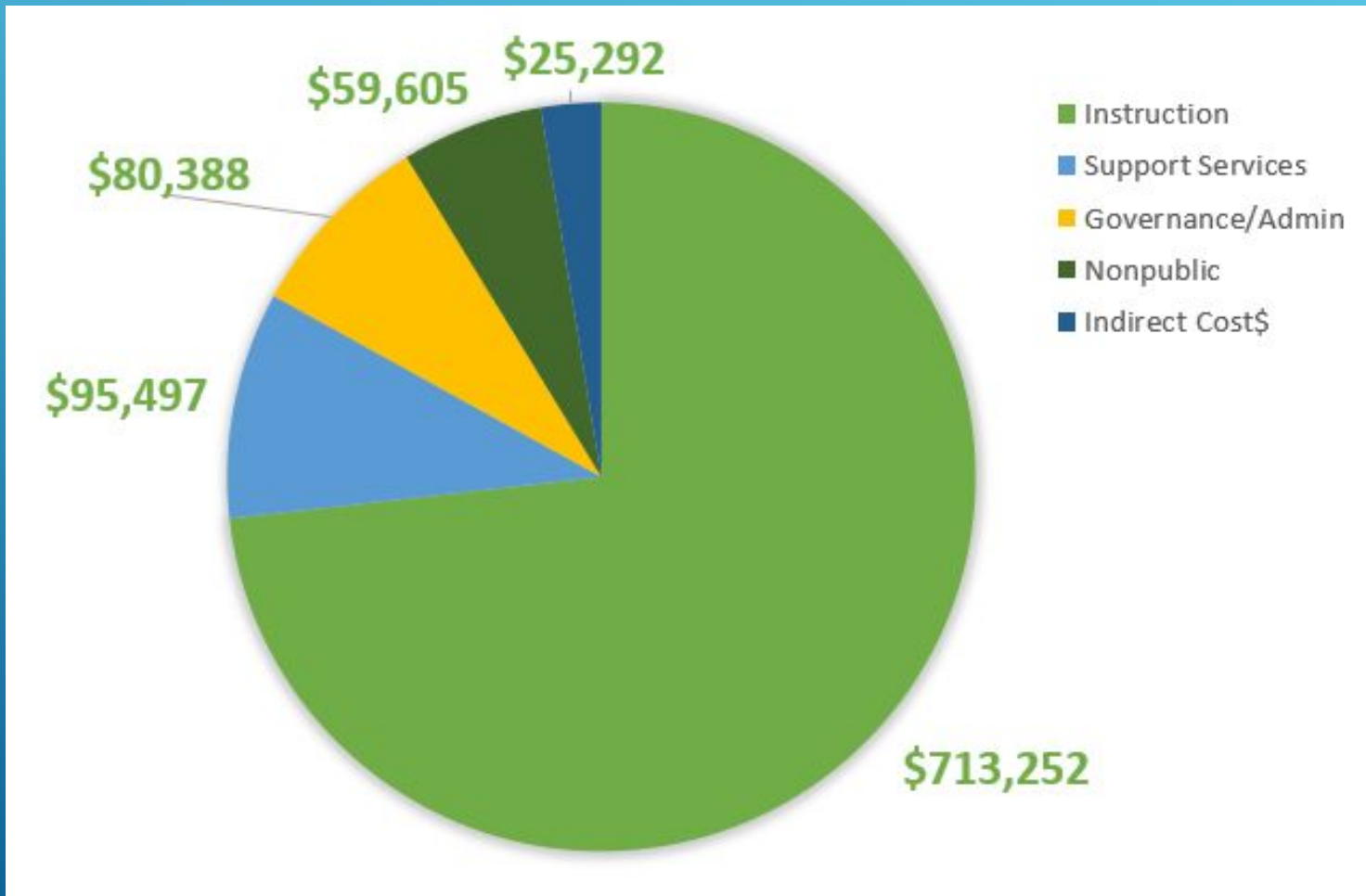
Fiscal Year 2019

\$926,691.28

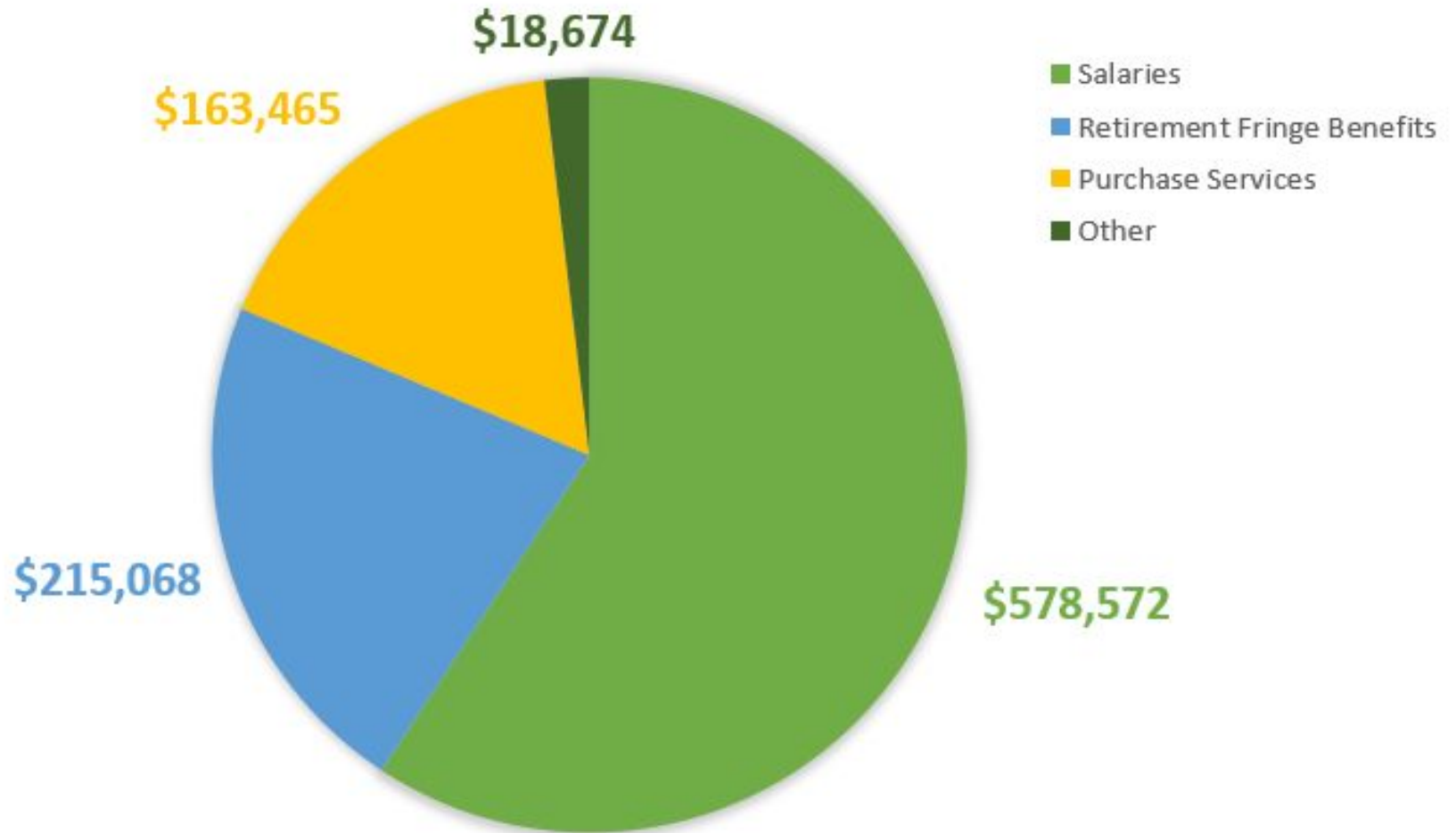
IDEA Allocations 2008 – 2019

Year	Allocation
FY08	\$1,052,470
FY09	\$869,546
FY10	\$902,243
FY11	\$908,247
FY12	\$874,810
FY13	\$877,044
FY14	\$852,617
FY15	\$898,938
FY16	\$892,248
FY17	\$924,983
FY18	\$964,389
FY19	\$884,407
FY20	\$926,691

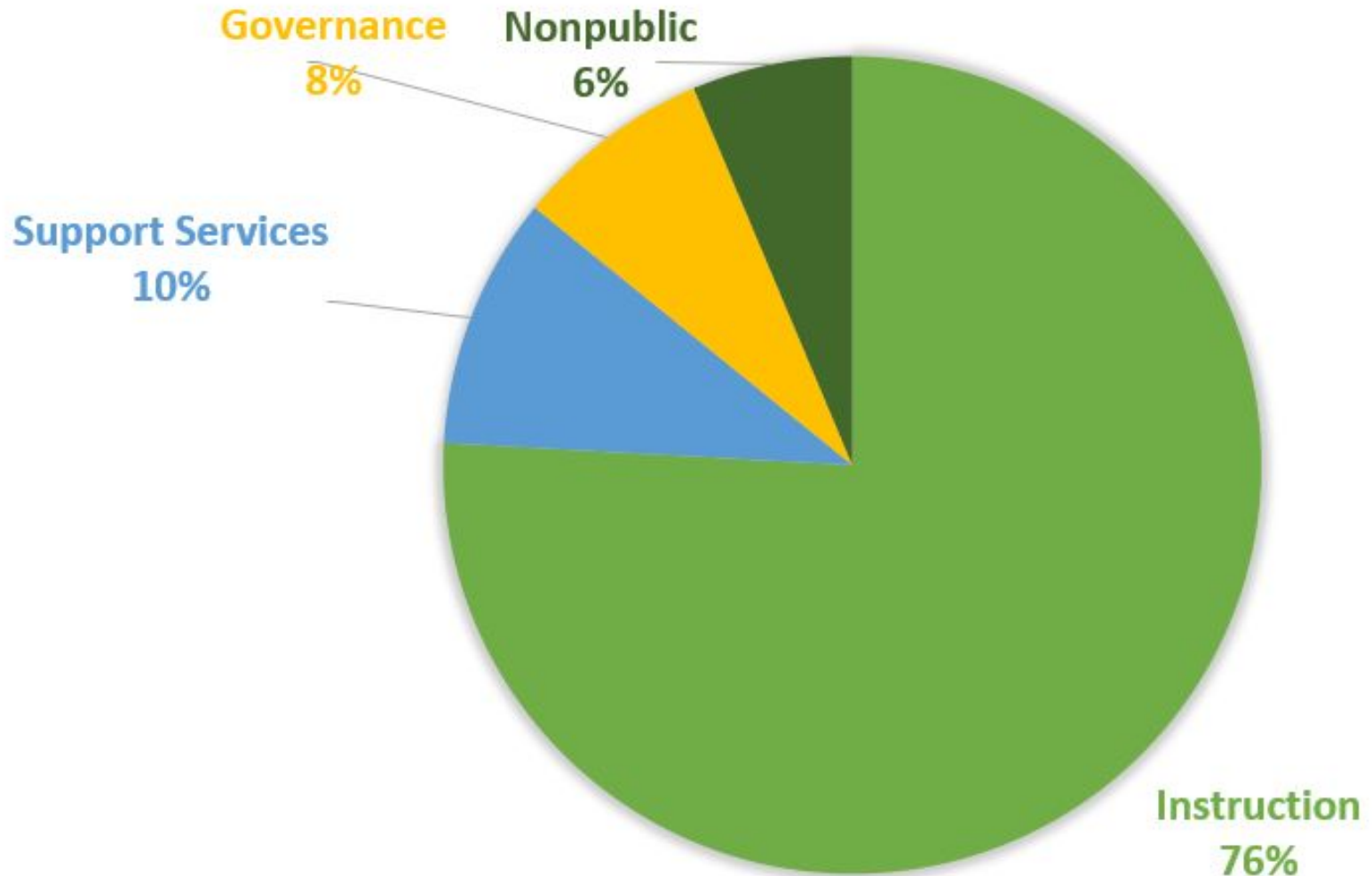
FY2019 IDEA Budget by Function



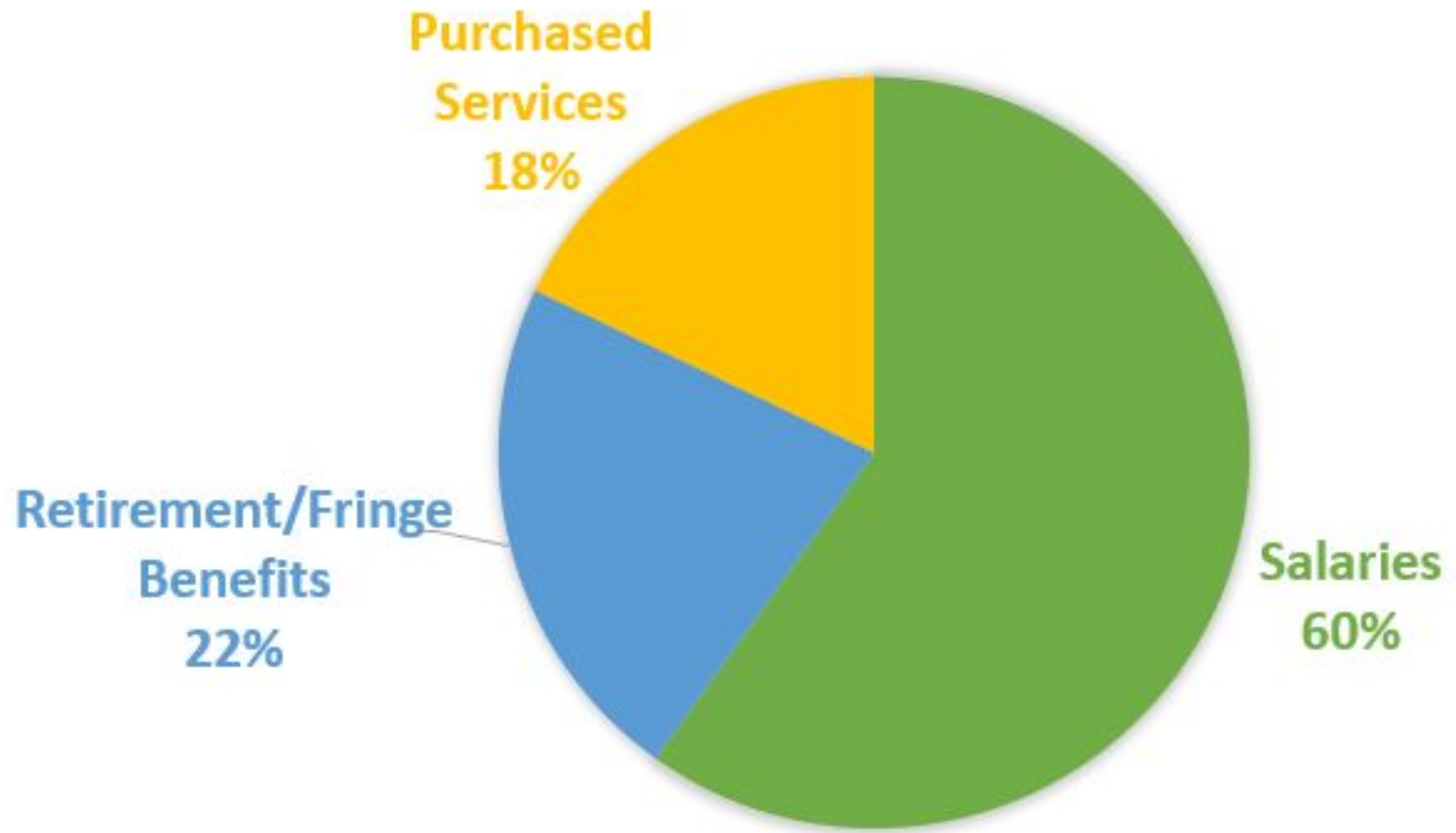
FY2019 IDEA Budget by Object




FY2019 IDEA Budget by Function



FY2019 IDEA Budget by Object





WINTON WOODS CITY SCHOOLS
A NEW TECH NETWORK DISTRICT

Ensuring *all students* achieve their highest potential

Questions?

