



2021 Local Report Card

Presented By: Dr. Adrienne Martin and Dr. Tamra Ragland

WINTON WOODS CITY SCHOOLS
preparing students to be future ready

Report Card Overview



District Grade

District Overview

[Print](#)

Districts and schools report information for the Ohio School Report Cards on specific marks of performance, called measures, within broad categories called components. They receive grades for up to 10 measures and six components. *The 2020-2021 report card will not have grades or ratings per Ohio law.*

Achievement

This component represents whether student performance on state tests met established thresholds and how well students performed on tests overall.



Component Grade

[View More Data](#)

[Gifted Data](#)

Progress

This component looks closely at the growth all students are making based on their past performances.



Component Grade

[View More Data](#)

Gap Closing

This component shows how well schools are improving or meeting the performance expectations for all students in English language arts, math, graduation, and English language proficiency. *The English language proficiency data is not available this year.*



Component Grade

[View More Data](#)

Graduation Rate

This component shows the percent of students who are successfully finishing high school with a diploma in four or five years.



Component Grade

[View More Data](#)

Improving At-Risk K-3 Readers

This component looks at how successful schools are at improving reading for at-risk students in grades K-3.



Component Grade

[View More Data](#)

Prepared for Success

This component looks at how well-prepared Ohio's students are for future opportunities, whether training in a technical field or preparing for work or college.



Component Grade

[View More Data](#)

WINTON WOODS CITY SCHOOLS
preparing students to be future ready

Achievement

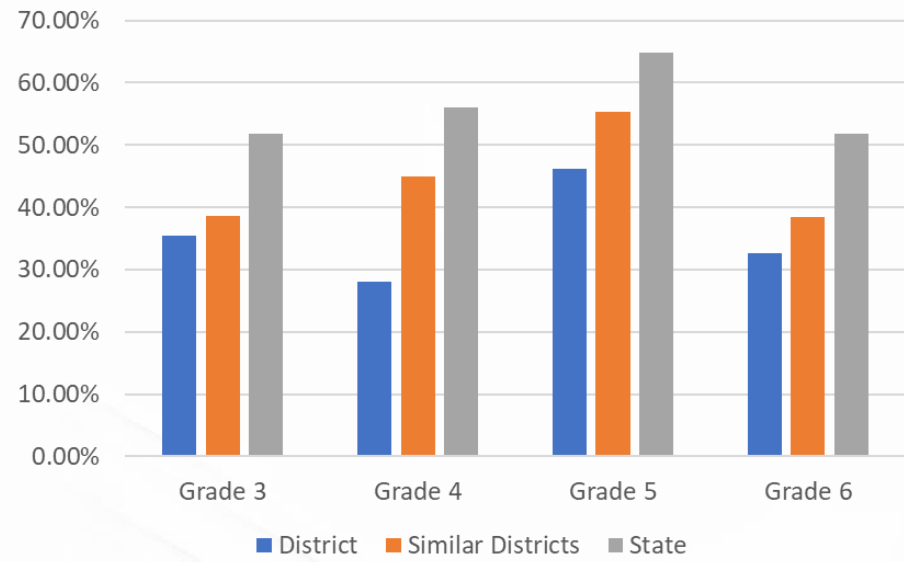
	3rd	4th	5th	6th
ELA	35.4%	28.0%	46.1%	32.7%
Math	25.3%	37.1%	20.0%	16.3%



WINTON WOODS CITY SCHOOLS
preparing students to be future ready

Achievement

English Language Arts



WINTON WOODS CITY SCHOOLS
preparing students to be future ready

Improving At-Risk K-3 Readers

- 99.6% of our third grade students met the Third Grade Reading Guarantee requirements



WINTON WOODS CITY SCHOOLS
preparing students to be future ready

Improving At-Risk K-3 Readers

- 35.4% of third grade students performed proficient on the state English Language Arts assessment



WINTON WOODS CITY SCHOOLS
preparing students to be future ready

Improving At-Risk K-3 Readers

- Improving "At Risk K-3 Readers" doubled from the 2017-2018 school year from 10.1% to 21.9% in the 2018-2019 school year, and increased to 31.6 in 2020-2021



WINTON WOODS CITY SCHOOLS
preparing students to be future ready

Improving At-Risk K-3 Readers

- 79% of our 1st grade students scored "on track" on the 1st grade diagnostic.
- 63.6% of our 2nd grade students scored "on track" on the 2nd grade diagnostic.



WINTON WOODS CITY SCHOOLS
preparing students to be future ready

Progress

4th Grade
progress than

English Language Arts made more

expected-moderate evidence

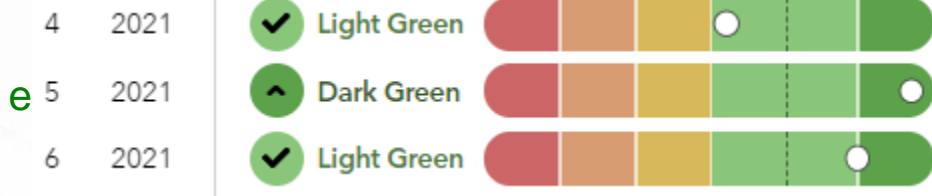
5th Grade
progress than

English Language Arts made more

expected-significant evidence

6th Grade
progress than

English Language Arts made more



Achievement

	7th	8th	9th	10th
ELA	28.6%	22.3%	NA	44.6%
Math	6.5%	22.3%	26.2%	9.3%



WINTON WOODS CITY SCHOOLS
preparing students to be future ready

Progress

7th Grade
progress than

English Language Arts made more

expected-moderate evidence

8th Grade
progress than

English Language Arts made more

7



Light Green



8



Light Green



WINTON WOODS CITY SCHOOLS
preparing students to be future ready

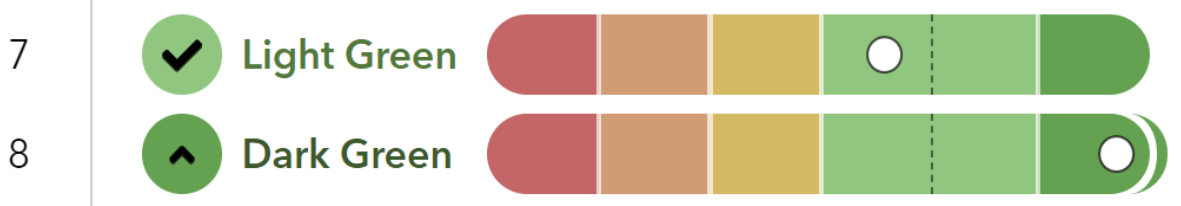
Progress

7th Grade

Mathematics made more progress than expected-moderate evidence

8th Grade

Mathematics made more progress than expected-significant evidence



WINTON WOODS CITY SCHOOLS
preparing students to be future ready

Progress

ELA II
than

English Language Arts made more progress

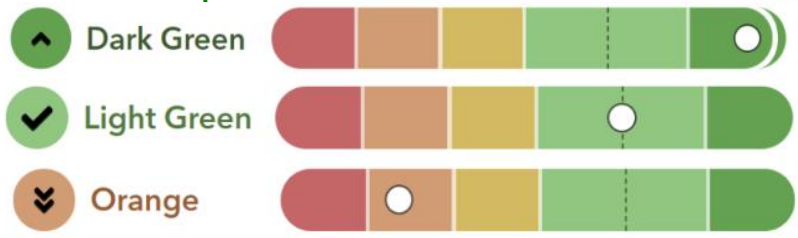
expected-significant evidence

Algebra I
expected

Algebra I made more progress than

-moderate evidence

OST EOC English Language Arts II - Accountable	2021	N/A
OST EOC Algebra I - Accountable	2021	N/A
OST EOC Geometry - Accountable	2021	N/A



WINTON WOODS CITY SCHOOLS
preparing students to be future ready

Graduation Highlights

NR 89.1%

The four-year graduation rate applies to students in the class of 2020 who graduated within four years. These are the students who entered ninth grade in the fall of 2016 and graduated by the summer of 2020.

Highlights: District exceeds state (87.2%) and similar districts' graduation rates (88.7%)



WINTON WOODS CITY SCHOOLS
preparing students to be future ready

Graduation Highlights

NR 85.2%

The five-year graduation rate applies to students in the class of 2019 who graduated within five years. These are the students who entered ninth grade in the fall of 2015 and graduated by the summer of 2020.



WINTON WOODS CITY SCHOOLS
preparing students to be future ready

Prepared For Success Highlights

Students earning remediation free score on all parts of the ACT or SAT,
and honors diploma or industry credit:

110 students



WINTON WOODS CITY SCHOOLS
preparing students to be future ready

Prepared For Success Highlights

Bonus students who earned the above AND earned a '3' or higher on AP
and/or at least 3 college credits before leaving high school:

40 students



WINTON WOODS CITY SCHOOLS
preparing students to be future ready

Prepared For Success Highlights

Students earning dual enrollment, industry credentials, and honors diplomas have all increased.

	2018-2019	2020-2021	Difference
Dual Enrollment:	11.7%	10.1%	-1.6%
Industry Credentials:	7.9%	8.2%	+0.3%
Honors Diplomas:	7.3%	7.6%	+0.3%



WINTON WOODS CITY SCHOOLS
preparing students to be future ready