

PSAT/NMSQT® Score Report Plus

Critical Reading

Mathematics

Writing Skills

Your Scores

Section Scores Also see your projected SAT® scores at www.collegeboard.org/quickstart.

Score Range Scores in this range are similar to yours.

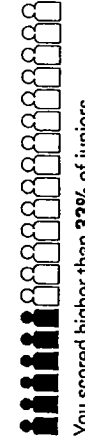

Percentile The percentage of test-takers who scored below your score.



You scored higher than 55% of juniors.



You scored higher than 57% of juniors.



You scored higher than 33% of juniors.

Students can find their projected SAT score online.

Bubbles clearly display student scores for each test section.

Graphical representation of percentiles helps students understand how they scored relative to other test-takers in their grade.

National Merit Scholarship Corporation

National Merit Scholarship Corporation (NMSC) uses a Selection Index based on PSAT/NMSQT® scores as an initial screen of over 1.5 million students who enter its scholarship programs. (See reverse for more information.)

Your Selection Index
Sum of scores in critical reading, mathematics and writing skills.

146

Percentile
Compares your performance with college-bound juniors.

47

Entry Requirements

(Information you provided on your answer sheet.)

High school student:

Yes

U.S. citizenship:

Yes

Year to complete high school and enroll full-time in college:

2013

Years to be spent in grades 9–12:

4

Eligibility Information

If your Selection Index places you among the 55,000 high scorers who qualify for program recognition, you will be notified next September.

PSAT/NMSQT questions are mapped to a broader set of skills, the same college readiness skills reported on by the RealStep™ and SAT programs.

Your Skills

These skill categories can help you understand your score and focus your study efforts before you take the SAT.

To learn more about your skills and review suggestions for improvement based on your test performance, visit www.collegeboard.org/quickstart and sign in using your code below.

Online Access Code

A02670146P

Determining the Meaning of Words

9 of 15 questions correct (0 omitted)

Author's Craft: Style, Tone & Technique

3 of 5 questions correct (0 omitted)

Reasoning & Inference

8 of 10 questions correct (2 omitted)

Organization & Ideas

2 of 8 questions correct (2 omitted)

Number & Operations

12 of 15 questions correct (1 omitted)

Algebra & Functions

5 of 5 questions correct (0 omitted)

Geometry & Measurement

8 of 10 questions correct (2 omitted)

Data, Statistics & Probability

6 of 8 questions correct (1 omitted)

Grammatical Relationships between Words

3 of 12 questions correct (1 omitted)

Resources Used to Modify or Compare

1 of 5 questions correct (2 omitted)

Phrases & Clauses

6 of 10 questions correct (2 omitted)

Correctly Formed Sentences

1 of 5 questions correct (4 omitted)

Performance on individual skills is presented graphically and numerically.

Your Answers

See test questions and review explanations of the answers at www.collegeboard.org/quickstart.

You can also ask your counselor for a copy of your test book back so you can review the questions.

Key

- ✓ Correct
- o Omitted
- u Unscorable
- e Easy
- m Medium
- h Hard

Scoring

- Correct answer = PLUS 1 POINT.
- Omitted answers = 0 POINTS.
- Wrong answers to multiple-choice questions = MINUS 1/4 POINT.
- Wrong answers to math questions 29–38 = NO LOST POINTS.
- Points are totaled, then converted to scores on the 20–80 scale.

For each question, students can see the answer they provided, the correct answer and the difficulty level.

Question	Your Answer	Correct Answer	Difficulty
1	A	D	e
2	B	D	e
3	A	C	m
4	C	A	h
5	C	A	h
6	B	D	e
7	C	D	e
8	A	C	m
9	B	A	m
10	E	B	h
11	D	✓	h
12	C	✓	m
13	A	✓	m
14	B	A	m
15	A	✓	e
16	C	✓	m
17	A	✓	e
18	E	✓	m
19	B	✓	m
20	B	E	m
21	E	✓	m
22	D	B	h
23	E	✓	m
24	A	✓	m
25	D	D	e
26	D	✓	e
27	D	✓	e
28	A	✓	e
29	B	D	e
30	C	D	e
31	D	✓	h
32	E	A	e
33	C	✓	m
34	B	B	h
35	C	✓	m
36	E	A	e
37	C	✓	m
38	E	✓	m
39	A	✓	e
40	C	A	h
41	B	✓	h
42	C	E	m
43	E	✓	m
44	C	✓	m
45	D	B	m
46	A	B	m
47	C	E	e
48	E	A	m

In My College QuickStart, students can filter and sort all answers to easily identify the skills they need to work on.

Question	Your Answer	Correct Answer	Difficulty
1	D	E	m
2	C	E	e
3	A	✓	m
4	B	E	h
5	E	B	e
6	B	D	e
7	C	✓	e
8	A	C	h
9	B	C	m
10	C	D	m
11	B	✓	m
12	C	✓	e
13	B	D	e
14	A	A	m
15	E	D	m
16	D	✓	e
17	D	✓	e
18	C	✓	m
19	C	✓	m
20	C	✓	m
21	B	✓	e
22	C	✓	e
23	A	✓	m
24	D	✓	m
25	B	✓	m
26	D	✓	e
27	C	A	m
28	A	B	m
29	7	✓	m
30	3	o	m
31	4.5 or 9/2	o	m
32	1000	o	m
33	10, 12, 14, or 16	o	m
34	8/5 or 1.6	o	h
35	29	✓	h
36	108	50.9	h
37	42	4.2	m
38	8	10	h

Questions and answer explanations are available online.



Find out why you missed questions.
www.collegeboard.org/quickstart

Next Steps

Go online to see your projected SAT scores, learn how to improve them, and find critical college and career planning information.


On test day, you told us that you're interested in **Sport & Fitness Administration/Management**

- To learn more about college majors, visit My College QuickStart™. There you can also:
- Learn about related careers
 - Search for colleges
 - Take a personality test

Take the next step today! Go to www.collegeboard.org/quickstart and sign in using your code below.

Online Access Code
A02670146P

Next Steps describes free resources available online and guides students toward their next steps.



PSAT

Taken by Juniors

Score Report *Plus*

PSAT/NMSQT scores indicate how ready you are for college-level work. In addition to your test scores, your Score Report *Plus* gives you personalized feedback on your academic skills, and is full of information to help you get ready for college and for the SAT®.

Score Report *Plus* gives you:

- **Your Scores**
PSAT/NMSQT scores are reported on a scale of 20 to 80. In 2011, the average score for eleventh graders was approximately 48 in critical reading, 49 in mathematics, and 46 in writing skills. The average score for tenth graders was approximately 43 in critical reading, 43 in mathematics, and 41 in writing skills.
- **Ranges**
Ranges give you another way to think about your scores. They show how much your scores would likely vary if you took the PSAT/NMSQT a number of times.
- **Percentile**
National percentiles help you compare your performance on the PSAT/NMSQT to the performance of other juniors or sophomores. If you are a freshman or younger, you are being compared to sophomores.
- **Your Skills**
In the "Your Skills" section you will get personalized feedback on your academic skills, based on your test performance. After reviewing this section, go online and log in to My College QuickStart™ to try hundreds of practice questions that can help you work on the skills you want to improve.
- **Your Answers**
This section contains the number, correct answer, your answer, and level of difficulty are displayed for every question on the test. This is extremely valuable to you since you get your actual copy of the PSAT/NMSQT test booklet back when you receive your Score Report *Plus*.
- **Next Steps**
In the "Next Steps" section, you'll find information about the major you expressed interest in on test day, as well as an access code that allows you to go online and learn more about this major, related majors, and careers that may be a good fit for you.

My College QuickStart

All students who take the PSAT/NMSQT receive free access to [My College QuickStart](#), a personalized college planning tool that complements the Score Report *Plus*. With the access code provided on your score report, you can access the following:

- My Online Score Report—an enhanced score report that allows students to review each test question, their answers, and the correct answers with answer explanations
- My SAT Study Plan—a customized SAT study plan based on students' PSAT/NMSQT test performance, highlighting skills for review and practice
- My Personality—a detailed personality test that helps students learn about themselves and discover majors and careers that fit their strengths and interests
- My Major & Career Matches—extensive information about majors and careers, including insights about what to expect and what courses to take now
- My College Matches—a starter list of colleges based on students' home state and indicated choice of major

My College QuickStart is available using the access code printed on your score report, and it can be utilized throughout high school. Score reports are distributed by your school after December. Log in or take a tour of [My College QuickStart](#).