

Winton Woods Board Of Education
Minutes
Regular Meeting – February 27, 2012

The Winton Woods Board of Education met in Regular Session on Monday, February 27, 2012 at the Board Office, 1215 W. Kemper Road, Cincinnati, Ohio. President Cleary called the meeting to order at 7:00 p.m.

ROLL CALL AND PLEDGE OF ALLEGIANCE

On the roll call the following members were present: Mrs. Kim Burns, Mr. Tim Cleary, Mrs. Cindy Emmert, Mr. John Pennycuff and Dr. Brandon Wiers. Also present were: Dr. Camille Nasbe, Superintendent and Mr. Randy Seymour, Treasurer.

DISTRICT HONORS, RECOGNITIONS, GIFTS AND BEQUESTS

Character is Key Award:

Winton Woods Elementary School – Allen Donegan (Citizenship)

Gold Star “Kiwaniis” Student of the Month Award:

Winton Woods High School – Princess Dean

Ohio Music Educators Association District 14 Junior High Honor Band:

Winton Woods Middle School – Ravyn Ramsey (9th chair trombone), Etsubdink Daniel (3rd chair clarinet), Zoraeda Cortes (6th chair trombone) and Linda Flores (10th chair flute)

YMCA of Greater Cincinnati’s Black & Latino Achievers Program - \$3,500 Scholarship

Winton Woods High School – Imani Rugless

Apple Awards

Winton Woods Middle School – Ms. Jana Wylds (teacher) and Mr. Gregory Franklin (security monitor)

Whiz Kids Tutoring & Mentoring

Mr. Paul Spence

Community Spirit Award

Mrs. Cindy Marcou (This award is presented to an organization or individual to recognize their significant contribution (s) to the Winton Woods City School District over a period of many years.)

GIFTS

The Winton Woods Community PTA donated \$6,000 for the schools’ book rooms (guided reading books and novel sets).

Winton Woods Board Of Education
Minutes
Regular Meeting – February 27, 2012

DISTRICT HONORS, RECOGNITIONS, GIFTS AND BEQUESTS (CONT.)

P.E. teacher Mr. John Nickol donated a Mulholland Gait Master, a walker used to help handicapped children with mobility, worth approximately \$3,000.

PUBLIC COMMENTS

Barb Wetzel, employee, briefly addressed the Board concerning outsourcing of custodians.

Cindy Rosenbauer, employee, briefly addressed the Board concerning outsourcing of custodians.

Rochelle Procter, community member, briefly addressed the Board concerning outsourcing of custodians and the relationship between the Forest Park and Greenhills communities.

APPROVAL OF MINUTES

02-26-12 On a motion by Mrs. Emmert, seconded by Mr. Pennycuff to approve the minutes of the following meetings, as presented.

Regular Board Meeting – January 23, 2012

Special Meeting – February 13, 2012

Vote: Mrs. Emmert, Aye; Mr. Pennycuff, Aye; Dr. Wiers, Aye; Mrs. Burns, Aye;
Mr. Cleary, Aye.

President Cleary declared the motion carried.

TREASURER'S REPORT

Without objection, the Financial Statements for the month of January, 2012 were filed for audit.

**Winton Woods Board Of Education
Minutes
Regular Meeting – February 27, 2012**

TREASURER'S RECOMMENDATIONS

Without objection, the Investments report for the month of January, 2012 was approved and filed for audit.

	INVESTMENT	INTEREST	RATE
STAR OHIO Money Market	\$ 1,077,399	\$ 46	0.04%
5th/3rd Money Market – includes earning credit.	9,562,193	843	0.20%
Certificates of Deposits: Fifth Third Bank (100% Collat.)	300,000	545	2.14%
Total	<u>\$10,939,592</u>	<u>\$1,434</u>	

02-27-12 On a motion by Dr. Wiers, seconded by Mrs. Burns to approve the Treasurer's request to increase the Permanent Improvement Fund (003) appropriation for the Fiscal Year 2012 from \$885,850.00 to \$910,850.00. Estimated receipts will support this increase.

Vote: Mrs. Emmert, Aye; Mr. Pennycuff, Aye; Dr. Wiers, Aye; Mrs. Burns, Aye; Mr. Cleary, Aye.

President Cleary declared the motion carried.

REPORTS OF THE SUPERINTENDENT

- Upcoming School Events
- School and Building Leadership Team Meeting Reports
- Race to the Top Meeting Report

Reform Initiative Part III – Winton Woods Middle School

Executive Director of Teaching and Learning, Dr. Terri Socol, presented a report on the Reform Initiative Part III- Winton Woods Middle School.

(A copy of this report is available from the Department of Teaching and Learning)

Winton Woods Board Of Education
Minutes
Regular Meeting – February 27, 2012

T-1 Trend Data for Transportation

- Pupils by Service Type T1 Fiscal Year 2012 Submitted Status
- Miles by Service Type T1 Submitted Status Fiscal Year 2012
- Transportation Report Explanation Page

(Summary reports attached)

Capital Improvement Projects – Calendar Year 2011

- Capital Improvements WWCS by Year Graph – Report to Board
- Capital Improvements WWCS for 2011 – Report to Board

(Summary reports attached)

Maintenance Cost Savings Estimate Report

- Maintenance Costs Analysis – February, 2012

(Summary reports attached)

SUPERINTENDENT'S RECOMMENDATIONS

02-28-12 On a motion by Dr. Wiers, seconded by Mrs. Emmert to approve the personnel schedules, as presented.

Schedule A – Resignations

Jacinte Lytle, French Teacher, effective 5/28/12, personal
Arethia Rinfrow, Substitute Teacher, effective 2/1/12, personal
Karol Warden, Substitute Teacher, effective 1/24/12, personal
James R. Hunter, Custodian, WWHS, effective 3/29/12, retirement

Resignation from Supplemental Position:

Maria Wilson, WWHS Webmaster, effective 2/1/12, personal

Schedule B – Personnel Employment – Certificated

Substitute Teachers: General Fund @\$85/diem, effective 2011/12 contract year

Chelsea Clarke, effective 1/17/12
Francie F. Owen, effective 1/23/12
Alicia Versteeg, effective 1/11/12
Maria Walther, effective 2/1/12

**Winton Woods Board Of Education
Minutes
Regular Meeting – February 27, 2012**

SUPERINTENDENT'S RECOMMENDATIONS (CONT.)

Schedule C – Personnel Employment – Support Staff

New Hire

Michael Crooks, Sub Custodian, \$12.38/hr., effective 1/24/12
William Eady, Sub Bus Driver, \$14.56/hr., effective 2/6/12
Richard (Mo) Ryan, Sub Security Monitor, \$12.78/hr., effective 2/8/12
Melingqua Terry, Sub Bus Driver, \$14.56/hr., effective 2/13/12

Schedule D – Personnel Employment – Certificated and Non-Certificated (including extra duties)

Stipend from U.C. for Mentors of Student Teachers Autumn, 2011: General Fund, effective 2011-12 contract year
Melissa Assum, WWMS, \$600.00
Carol Becci-Youngs, WWHS, \$450.00
Jennifer Henson, WWHS, \$600.00
Ashlee Herzog, WWIS, \$300.00
Patty New, WWMS, \$300.00
Michele Stahl, WWHS, \$600.00
Lauren Sweeney, WWIS, \$50.00
John Tomassoni, WWIS, \$50.00
Nicole Williford, WWHS, \$600.00
Maria Wilson, WWHS

Wellness Plan – Physical Activity Instructor: Funding: Wellness Budget from UnitedHealthCare

Nadia Saunders, Zumba instructor – up to 32 classes, \$30/class, effective 2/8/12

WWHS Supplemental Position: General Fund, effective 2011-12 contract year

Jeff Merrill, Head Varsity Softball Coach, \$4,659.00, effective 2011-12 contract year

Schedule E – Leaves

Christa Blue, WWPS, Instructional Asst., effective 3/5/12 – 5/24/12, F.M.L.A.
Marchell Dace, WWMS, Teacher, effective 2/6/12 – 5/4/12, F.M.L.A.
Mallory Gardner, WWMS, Teacher, effective 1/9/12 – 3/6/12, F.M.L.A.
Jennifer Geisler, WWES. Teacher, effective 2/13/12 – 5/8/12, F.M.L.A.
Joann Roseman, WWES, Instructional Asst., effective 2/8/12 – 3/21/12, F.M.L.A.
Michelle Sisk, WWHS, Library/Media Specialist, Intermittent days – up to 12 weeks beginning 2/6/12, F.M.L.A.
Debbie White, WWPS, Teacher, effective 12/7/12 – 12/8/12, Assault Leave of Absence

**Winton Woods Board Of Education
Minutes
Regular Meeting – February 27, 2012**

SUPERINTENDENT’S RECOMMENDATIONS (CONT.)

Vote: Mrs. Emmert, Aye; Mr. Pennycuff, Aye; Dr. Wiers, Aye; Mrs. Burns, Aye;
Mr. Cleary, Aye.

President Cleary declared the motion carried.

2012/2013 School Calendar

02-29-12 On a motion by Mrs. Emmert, seconded by Dr. Wiers to approve the 2012/2013 School Calendar, as presented. (Calendar attached)

Vote: Mrs. Emmert, Aye; Mr. Pennycuff, Aye; Dr. Wiers, Aye; Mrs. Burns, Aye;
Mr. Cleary, Aye.

President Cleary declared the motion carried.

Middle School Course of Study

02-30-12 On a motion by Mr. Pennycuff, seconded by Mrs. Emmert to approve the new Middle School Course of Study, as presented. (A copy of the Middle School Course of Study is available from the Department of Teaching and Learning.)

Vote: Mrs. Emmert, Aye; Mr. Pennycuff, Aye; Dr. Wiers, Aye; Mrs. Burns, Aye;
Mr. Cleary, Aye.

President Cleary declared the motion carried.

BOARD OF EDUCATION REPORTS

- | | |
|---|----------------------------|
| • Legislative Report | Mr. John Pennycuff, Member |
| • Great Oaks Career Technical Center Report | Mrs. Cindy Emmert, Member |
| • Financial Advisory Report | Dr. Brandon Wiers, Member |

COMMENTS FROM MEMBERS OF THE BOARD OF EDUCATION AND SUPERINTENDENT

**Winton Woods Board Of Education
Minutes
Regular Meeting – February 27, 2012**

COMMENTS TO THE BOARD OF EDUCATION FROM THE ASSOCIATIONS

WWTA REPRESENTATIVE

Elisa Middleman read a resolution in support of maintaining the current custodial staff.


OAPSE REPRESENTATIVE

James A. Himmelhaver, Jr. requested that the Board and OAPSE work together for a financially beneficial solution which would maintain the current custodial staff.

ADJOURNMENT


There being no further business, President Cleary declared the meeting adjourned at 9:17p.m.

ATTEST:



Randy L. Seymour, Treasurer

APPROVED:




Tim Cleary, President

WINTON WOODS CITY SCHOOLS
Bank Reconciliation Statement
January 2012

	Fund Balance		Book Balance		Bank Balance	
001	General Fund	\$8,353,959.74	Beginning Balance	\$5,395,512.81	Fifth Third Bank	\$9,562,192.88
003	Permanent Improvement	613,589.66			Petty Cash	2,550.00
006	Lunchroom	424,452.07	Plus: Receipts	32,027,959.06	F/S Petty Cash	850.00
007	Special Trust	50,667.93	Less: Expenditures	(27,376,393.94)	Ath Petty Cash	1,500.00
009	Uniform School Supplies	1,472.76				
018	Public School Support	52,139.83				
019	Local Grants	35,952.38				
200	Activity Fund	28,086.70	Ending Balance	10,047,077.93	Total	9,567,092.88
300	Athletic Fund	94,746.63				
401-9012	Auxiliary Services - JPII	76,258.10				
451-9012	Ohio K-12 Network	5,400.00	Outstanding Warrants:		Investments:	
461-9012	HSTW	144.53				
504-9012	Education Jobs	107.04	Fifth Third Bank	898,078.88	Certificates of Deposit	300,000.00
506-9012	Race to the Top	69,994.55		0.00	EZPay Account	
506-9912	RttT-New Tech	0.00			Food Service	495.00
516-9012	IDEA-B	51,307.87			General Acct	170.00
524-9012	Career Education	7,244.64			Star Bank	1,077,398.93
533-9012	Title II-D Technology	0.00				
551-9012	Title III LEP	4,075.24				
551-912I	Title III LEP-Immigrant	0.00				
572-9012	Title I	176,810.54				
587-9012	ESCE IDEA-B	30.47				
590-9012	Title II-A Improving Teacher Quality	637.25				
			Total	898,078.88	Total	1,378,063.93
			Book Adjustments		Bank Adjustments	
					Fifth Third Bank	
					Cash Adjustments	
			Total	0.00	Total	0.00
Total Fund Balance	10,047,077.93	Book Balance	10,047,077.93	Bank Balance	9,567,092.88	
Plus: outstanding warrants	898,078.88	Plus: outstanding warrants	898,078.88	Plus: investments	1,378,063.93	
Plus: book adjustments	0.00	Plus: book adjustments	0.00	Plus: bank adjustments	0.00	
Adjusted Fund Balance	\$10,945,156.81	Adjusted Book Balance	\$10,945,156.81	Adjusted Bank Balance	\$10,945,156.81	

I hereby certify the foregoing to be correct to the best of my knowledge and belief


 Randy L. Seymour, Treasurer

WINTON WOODS CITY SCHOOLS
Year To Date Summary as of
January 31, 2012

FUND	Beginning Balance	FYTD Revenues	FYTD Expenditures	Current Fund Balance	Current Encumbrances	Unencumbered Fund Balance
001 General	\$4,149,062	\$27,698,572	\$23,493,674	\$8,353,960	\$1,977,198	\$6,376,762
Special Revenue Funds:						
018 Public School Support	57,953	28,962	34,775	52,140	26,501	25,639
019 Other Grants	38,418	49,251	51,717	35,952	14,092	21,860
300 District Managed Activity	124,029	115,575	144,857	94,747	63,573	31,174
401 Auxiliary Services	88,803	149,569	162,114	76,258	93,680	(17,422)
432 Management Info. System	0	0	0	0	0	0
451 Data Communication	0	5,400	0	5,400	0	5,400
461 Vocational Ed Enhancements	1,905	3,744	5,504	145	282	(137)
504 Ed Jobs Fund	0	345,027	344,920	107	0	107
506 Race to the Top	18,867	395,188	344,061	69,994	82,784	(12,790)
516 IDEA	22,457	592,254	563,403	51,308	37,393	13,915
524 Vocational Education	608	8,888	2,252	7,244	4,357	2,887
533 Title II-D Technology	0	0	0	0	0	0
536 Title I School Improvement	60,388	88,064	148,452	0	0	0
551 Limited English Proficiency	140	49,513	45,578	4,075	1,387	2,688
572 Title I	48,327	758,953	630,469	176,811	186,770	(9,959)
587 IDEA Early	2	17,610	17,582	30	0	30
590 Title II-A	11,642	96,222	107,227	637	0	637
Capital Projects Funds:						
003 Building	244,417	870,870	501,697	613,590	55,304	558,286
007 Special Trust	29,340	45,697	24,369	50,668	6,657	44,011
Agency Funds:						
200 Student Activity	24,453	9,563	5,929	28,087	25,708	2,379
Enterprise Funds:						
006 Food Services	472,681	697,732	745,961	424,452	115,745	308,707
009 Uniform School Supplies	2,021	1,305 #	1,853	1,473	934	539
Total	\$5,395,513	\$32,027,959	\$27,376,394	\$10,047,078	\$2,692,365	\$7,354,713

WINTON WOODS CITY SCHOOLS

General Fund Receipts

January 31, 2012

	<u>Estimated Revenue</u>	<u>% of Revenue</u>	<u>Revenue MTD</u>	<u>Revenue FYTD</u>	<u>Percentage Received</u>
Local:					
Real Estate Taxes	\$21,459,600	52.69%	\$5,714,000	\$16,583,350	77%
Personal Property	0	0.00%		1,212	0%
Tuition (1)	879,500	2.16%	3,240	413,045	47%
Interest	10,000	0.02%	1,053	8,118	81%
Student Fees	175,000	0.43%	6,161	114,077	65%
Rental Fees	160,000	0.39%	18,165	130,886	82%
Other (2)	482,000	1.18%	19,834	375,783	78%
Total Local Revenue	<u>23,166,100</u>	<u>56.88%</u>	<u>5,762,453</u>	<u>17,626,471</u>	<u>76%</u>
State:					
Foundation Fund	13,185,170	32.37%	1,086,922	7,666,357	58%
Homestead & Rollback	2,720,000	6.68%	0	1,363,911	50%
Other (3)	1,609,500	3.95%	2,224	764,731	48%
Total State Revenue	<u>17,514,670</u>	<u>43.00%</u>	<u>1,089,146</u>	<u>9,794,999</u>	<u>56%</u>
Federal:					
Medicaid Reimbursement	40,000	0.10%	3,056	17,681	44%
Total Federal Revenue	<u>40,000</u>	<u>0.10%</u>	<u>3,056</u>	<u>17,681</u>	<u>44%</u>
Return of Advances/Trans-In	0	0.00%		0	0%
Refund of Prior Yr. Exp.	10,000	0.02%	0	259,421	2594%
Total	<u>10,000</u>	<u>0.02%</u>	<u>0</u>	<u>259,421</u>	<u>2594%</u>
GRAND TOTAL	<u><u>\$40,730,770</u></u>	<u><u>100.00%</u></u>	<u><u>\$6,854,655</u></u>	<u><u>\$27,698,572</u></u>	<u><u>68.00%</u></u>

(1) Includes summer school, special ed., driver ed., regular classes

(2) Includes trans. fees, fines, phone commissions, vandalism, sale of assets

(3) Includes driver ed. reimbursement, vocational teacher travel reimb., bus purchase allowance

WINTON WOODS CITY SCHOOLS
General Fund Expenditures by Function
January 31, 2012

	<u>Appropriation</u>	<u>% Total</u> <u>Appr.</u>	<u>Expended</u> <u>FYTD</u>	<u>Encumbered</u> <u>FYTD</u>	<u>Balance</u>	<u>% Spent</u>
Regular (1100)	\$18,883,755	45.44%	\$11,038,632	\$76,443	\$7,768,680	58.86%
Special (1200)	5,340,450	12.85%	2,619,022	479,472	2,241,956	58.02%
Vocational (1300)	335,500	0.81%	193,249	3,734	138,517	58.71%
Pupils (2100)	2,160,800	5.20%	1,226,331	136,388	798,081	63.07%
Instructional Staff (2200)	2,471,800	5.95%	1,444,862	99,523	927,415	62.48%
Board of Education (2300)	137,700	0.33%	89,544	21,991	26,165	81.00%
School Adm. (2400)	3,277,750	7.89%	1,896,407	29,212	1,352,131	58.75%
Fiscal Services (2500)	1,152,100	2.77%	573,659	65,495	512,946	55.48%
Business Services (2600)	451,000	1.09%	246,232	123,337	81,431	81.94%
Oper. of Plant (2700)	3,313,295	7.97%	1,883,712	716,905	712,678	78.49%
Pupil Trans. (2800)	2,221,500	5.35%	1,328,047	137,262	756,191	65.96%
Statistical Services (2900)	1,001,650	2.41%	543,469	69,991	388,190	61.24%
Community Services (3000)	30,000	0.07%	24,051	0	5,949	80.17%
Extracurricular (4000)	564,700	1.36%	362,061	9,795	192,844	65.85%
Capital Outlay (5000)	33,000	0.08%	24,396	7,650	954	97.11%
Contingencies (7000)	178,000	0.43%	0	0	178,000	0.00%
Total	\$41,553,000	100.00%	\$23,493,674	\$1,977,198	\$16,082,128	61.30%

Functions:

Instruction (1100 – 1300): Instruction includes the activities directly dealing with the teaching of pupils or the interaction between teacher and pupil. Teaching may be provided for pupils in a school, in a classroom, in another location, such as in a home or hospital, and through other approved media such as television, radio, telephone and correspondence.

Pupils (2100): Activities which are designed to assess and improve the well-being of pupils and to supplement the teaching process. e.g., Pupil personnel, guidance, health, psychological, speech and audiology, attendance, graduation and student assembly services.

Instructional Staff (2200): Activities associated with assisting the instructional staff with the content and process of providing learning experiences for pupils. e.g., Curriculum development, staff training, ed. aides and media services.

Board of Education (2300): Activities concerned with establishing policy in connection with operating the District.

School Administration (2400): Activities concerned with administrative responsibility e.g., Supt. & Principal offices.

Fiscal (2500): Activities associated with the financial operations of the District. e.g., Treasurer's office.

Business (2600): Activities concerned with directing & managing service areas. e.g., Business Manager's office.

Operation of Plant (2700): Activities concerned with keeping the physical plant open, comfortable and safe for use and keeping buildings and equipment in an efficient working condition. e.g., Maintenance & custodial areas.

Transportation (2800): Activities concerned with the conveyance of students to and from school and to activities.

Statistical Services (2900): Activities, other than general administration, which support each of the other instructional and supporting services programs. e.g., Personnel and technology.

Community Services (3200): Payments made by the District to support activities that do not directly relate to providing education for pupils in the District.

Extracurricular Activities (4000): Subject matter and/or activities not provided in regular classes. Generally, participation is not required and credit is not given.

Capital Outlay (5000): Improvements to the District buildings & land.

Contingencies (7000): To be used for unanticipated emergencies.

Appropriation Summary:

FY12 Permanent Appropriations	\$41,553,000
FY11 Carryover Encumbrances	230,048
Total Appropriations	<u>\$41,783,048</u>

WINTON WOODS CITY SCHOOLS
General Fund Expenditures by Object
January 31, 2012

	<u>Appropriation</u>	<u>% Total</u> <u>Appr.</u>	<u>Expended</u> <u>FYTD</u>	<u>Encumbered</u> <u>FYTD</u>	<u>Balance</u>	<u>% Spent</u>
Personal Services (100)	\$23,565,700	56.71%	\$13,545,813	\$0	\$10,019,887	57.48%
Fringe Benefits (200)	8,855,700	21.31%	5,012,457	76,039	3,767,204	57.46%
Purchased Services (400)	6,734,000	16.21%	3,603,175	1,684,915	1,445,910	78.53%
Materials & Supplies (500)	1,284,600	3.09%	866,745	118,309	299,546	76.68%
Capital Outlay - New (600)	168,000	0.40%	139,279	748	27,973	83.35%
Other (800)	767,000	1.85%	326,205	97,187	343,608	55.20%
Transfers/Advances (900)	178,000	0.43%	0	0	178,000	0.00%
Total	\$41,553,000	100.00%	\$23,493,674	\$1,977,198	\$16,082,128	61.30%

Object Numbers:

- 100** - Employees' salaries and wages - includes payment for sick leave, personal business leave, holiday pay, etc.
- 200** - Retirement, insurance coverage, workers' comp. fringe benefits
- 400** - Purchased services - utilities, postage, repairs, insurance, driver training, lease/purchase, mileage reimbursement, etc.
- 500** - Instructional supplies and materials, office supplies, textbooks, library books and materials
- 600** - Capital outlay - purchase of new equipment and vehicles
- 800** - Other - election expense, auditor and treasurer fees, audit costs, membership dues, liability insurance
- 900** - Temporary advances to other funds and transfers

Appropriation Summary:

FY12 Permanent Appropriations	\$41,553,000
FY11 Carryover Encumbrances	230,048
Total Appropriations	\$41,783,048



Cultivating a World Class Education

WINTON WOODS
CITY SCHOOL DISTRICT

TO: WWCS D Board of Education
FROM: Randy Seymour, Treasurer
DATE: February 14, 2012
SUBJECT: January Investments

The Treasurer requests official approval of the following investment of interim funds made January 31, 2012.

	<u>Investment</u>	<u>Interest</u>	<u>Interest Rate</u>
Money Markets:			
Star Ohio	\$1,077,399	\$46	0.04%
5th/3rd	<u>9,562,193</u>	<u>843</u>	0.20% Includes earning credit
Certificates of Deposits:			
Fifth Third Bank (100% Collat)	<u>300,000</u>	<u>545</u>	2.14%
Total	<u><u>\$10,939,592</u></u>	<u><u>\$1,434</u></u>	

Pupils by Service Type

Winton Woods City (044081)
Hamilton County

Fiscal Year 2012

Submitted Status

[Instructions](#) [User Guide](#)

Service Type	Description	Distance Type	Public School	Non Public School	Community School	Subtotal	Special Education	Total Pupils
I	District Bus	Within 1 Mile	16	4	0	20	0	20
		1 Mile or More	2302	257	118	2677	0	2677
		Special Education	0	0	0	0	125	125
II	Contract Bus	Within 1 Mile	0	0	0	0	0	0
		1 Mile or More	0	0	0	0	0	0
		Special Education	0	0	0	0	0	0

Service Type	Description	Distance Type	Public School	Non Public School	Community School	Subtotal	Special Education	Total Pupils
IA	Contracted with other district	Within 1 Mile						
		1 Mile or More	0	0	0	0		0
		Special Education						1
III	Public transit	Within 1 Mile	0	0	0	0		0
		1 Mile or More	0	0	0	0		0
		Special Education						0
IV	Payment in lieu of	Within 1 Mile						
		1 Mile or More	0	27	9	36		36
		Special Education						
V	Board owned, other vehicles	Within 1 Mile	0	0	0	0		0
		1 Mile or More	0	0	0	0		0
		Special Education						6
VI	Privately owned, other vehicles	Within 1 Mile	0	0	0	0		0
		1 Mile or More	3	0	0	3		3
		Special Education						10
VII	Community school	Within 1 Mile	0	0	0	0		0
		1 Mile or More	0	0	0	0		0
		Special Education						0

Service Type	Description	Distance Type	Public School	Non Public School	Community School	Subtotal	Special Education	Total Pupils
Service Type III - VII, IA		Within 1 Mile	0	0	0	0	0	0
Service Type III - VII, IA		1 Mile or More	3	27	9	39	0	39
Service Type III - VII, IA		Special Education	0	0	0	0	17	17
Total All Service Types			2321	288	127	2736	142	2878

Miles by Service Type

Winton Woods City (044081)
Hamilton County

Fiscal Year 2012

Submitted Status

[Instructions](#) [User Guide](#)

Service Type	Usage		Description	Public School	Non Public School	Community School	Subtotal	Special Education	Total Daily Miles
	ASH	SPT							
I	29	12	Board-owned	1248	353	101	1702	408	2110
II	0	0	Contractor-owned	0	0	0	0	0	0
Subtotal	29	12		1248	353	101	1702	408	2110
V	1		Board owned, other vehicles	0	0	0	0	37	37
VI	6		Privately owned, other vehicles	0	0	0	0	331	331
Subtotal	7			0	0	0	0	368	368
Total All Service Types	36	12		1248	353	101	1702	776	2478

Total Daily Miles by Service Type

Service Type I – Board-Owned School Buses

Service Type II – Contractor-Owned – N/A for Winton Woods CSD

Service Type V – Board-Owned other vehicles

Service Type VI – Privately Owned other vehicles (e.g., UTS)

Total Pupils Transported by Service Type

Service Type I – Board-Owned School Buses

Service Type II – Contractor-Owned – N/A for Winton Woods CSD

Service Type IA – Contract with another district – Winton Woods CSD contracts with North College Hill CSD as indicated – Winton Woods CSD also does split transportation with Finneytown LSD – These students have been claimed in the “Shuttle” portion of Winton Woods CSD busing

Service Type III – Public Transit – Winton Woods CSD did not use public transportation during this year – This is sometimes used for students transported under the McKinney Vento Homelessness Act – The law has recently changed to allow these students to be transported in a Type V or Type VI vehicle (e.g., van)

Service Type IV – Payment in Lieu of Transportation

Service Type V – Board Owned Other Vehicle (e.g., van) – This year Winton Woods CSD has been able to transport students previously transported by contracted service (UTS) due to inaccessibility – Winton Woods CSD also resumed service to St. Rita’s School for the Deaf – Winton Woods CSD also transports a Finneytown LSD student to St. Rita’s School for the Deaf

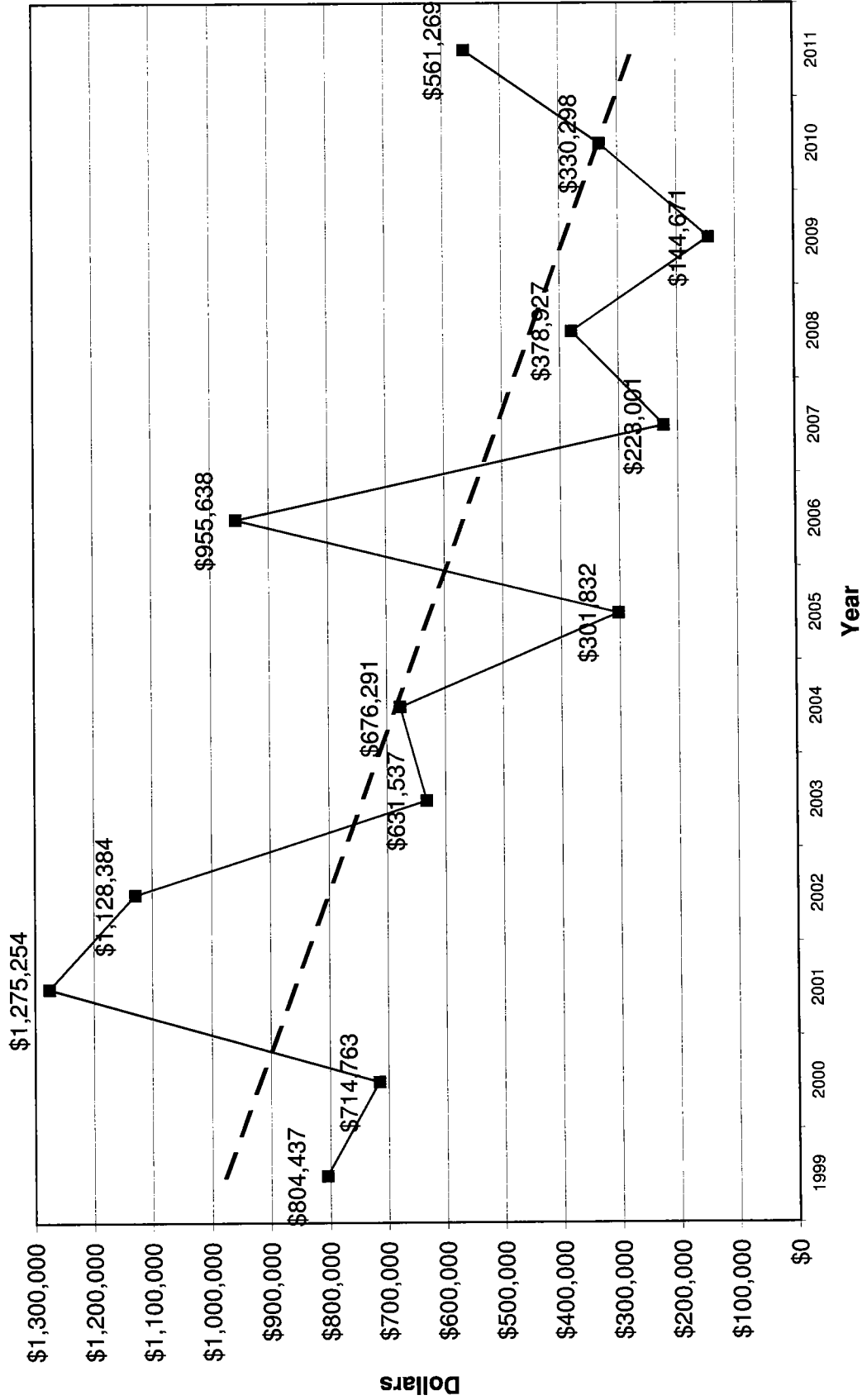
Service Type VI – Privately Owned other vehicles (e.g., UTS)

Service Type VII – Community School – N/A for Winton Woods CSD – Winton Woods CSD transports Community School students on Winton Woods CSD buses

ASN = Assigned

SPR = Spare

ANNUAL CAPITAL IMPROVEMENT EXPENDITURES by YEAR



CAPITAL IMPROVEMENTS REPORT by Category -- 2011		CAPITAL IMPROVEMENT		COST	PO #	MONTH	VENDOR
BUILDING	CATEGORY	DESCRIPTION	CAPITAL IMPROVEMENT	COST	PO #	MONTH	VENDOR
MS	CARPET/TILE	Replace carpeting in Auditorium (Music Boosters, PTA & MS funds covered expense)		\$5,138	312110	April	Carroll's Carpets
ES	CARPET/TILE	Replace carpet in main office		\$2,850	320456	July	Colwell Flooring
PS	CARPET/TILE	Replace carpet in main office		\$2,875	320456	July	Colwell Flooring
HS	CARPET/TILE	Replace tile flooring in Modulars(6 rms) with light commercial vinyl laminate (RIT Innovative Grant funded)		\$7,892	320912	July	Colwell Flooring
HS	CARPET/TILE	Replace tile flooring in Modulars(6 rms) with light commercial vinyl laminate(RIT Innovative Grant funded w/1,612 from Perm Improv)		\$8,820	320916	July	Colwell Flooring
VARIOUS	CONCRETE	Concrete work -- repair & replace curbs, steps & sidewalks (F112)		\$10,300	320004	July	Crawley
HS	ELECTRICAL	Repair fire alarm system in modular -- protect line & add sensor		\$2,000	320976	Sept.	Cinti Alarm
HS	ELECTRICAL	Fire Alarm upgrades as required by Fire Dept & Building Dept code		\$11,000	321090	August	Cinti Alarm
HS	ELECTRICAL	AGS Classroom mod's; Demo existing power in two walls in both rooms & reroute in conduit 8 outlets		\$1,361	320112	August	TMI Electric
HS	ELECTRICAL	Temporary Underground Repair for pole lights in north lot		\$1,140	310054	Jan.	TMI Electric
HS	ELECTRICAL	Installed floodlights on HS building in lieu of costly repairs to north lot pole lights		\$2,413	310054	Jan.	TMI Electric
MS	ELECTRICAL	Replace lighting in Library with energy efficient fixtures		\$4,127	320112	July	TMI Electric
HS	ELECTRICAL	Re-Cable Flag Pole w/ tow behind lift		\$415	312205	May	TMI Electric
IS	ELECTRICAL	Replace bus kit and breaker for Cafeteria		\$603	320112	August	TMI Electric
HS	ELECTRICAL	Repair & upgrade of Fire Alarm system - Gym, Auditorium, Lobby & Office		\$24,500	312382	June	Cinti Alarm
HS	ELECTRICAL	Replace Fire Alarm panel - tie existing pull stations into new fire panel		\$3,400	310041	May	Cinti Alarm
MS	ELECTRICAL	Install new Horn Power Booster for Fire Alarm		\$625	311140	April	Cinti Alarm
IS	ELECTRICAL	Install new three-phase 120A/208V outlet & accompanying conduit for Food Service Combi-Oven (FS funded)		\$1,952	320949	Sept.	TMI Electric
HS	ELECTRICAL	Repair & upgrade of Fire Alarm system - Classrooms & hallways		\$24,500	320131	August	Cinti Alarm
PS	FLOORING	Repad Main office		\$1,185	320002	July	Kleine & Sons
MS	FURNITURE	Replace & recover upholstery seating of MS Auditorium seats (\$3,972 paid by MS Funds)		\$8,572	312109	April	Barton's Custom Manufacturing
HS	FURNITURE	Redesign Main Office space & install dividers for efficiency & improved public service		\$4,798	320000	July	Sexton & Assoc.
HS	FURNITURE	AGS Classroom furniture order -- tables, chairs & 2 cabinets (RIT Innovative Practices Grant-funded)		\$24,985	320917	July	Sexton & Assoc.
HS	FURNITURE	AGS Classroom furniture order -- add'l tables & chairs (grant underfunded)		\$2,986	320924	Sept.	Sexton & Assoc.
ES	HVAC	Install exhaust fan in WWES kitchen for increased ventilation & temperature control (FS covered cost)		\$4,000	311897	March	Saurber Construction
VARIOUS	MISC	Food Service Equipment Repair & replacement (FS covered cost)		\$1,200	311878	March	Blitzenhofer/Koch
VARIOUS	MISC	Food Service Equipment Repair & replacement (FS covered cost)		\$1,600	311742	Feb.	Blitzenhofer/Koch
VARIOUS	MISC	Food Service Equipment Repair & replacement (FS covered cost)		\$3,100	320294	Sept.	Blitzenhofer/Koch
IS	MISC	Purchase Combi Oven, remove old oven & replace heated cabinet (Food Service covered cost)		\$2,998	320675	August	C & T Design & Equipment
HS	MISC	Replace heated cabinet & heated holding bin (Food Service covered cost)		\$6,050	320676	August	C & T Design & Equipment
MS	MISC	Replace heated cabinet (Food Service covered cost)		\$3,682	320677	August	C & T Design & Equipment
MS	MISC	Upgrade MS auditorium project - new sound & lighting equip (paid by MS funds)		\$8,868	311954	March	All Pro-Sound
PS	MISC	Replace ceiling tiles in classroom due to water damage (repaired roof leak)		\$595	311985	March	Kleine & Sons
MS	MISC	Air quality sampling in rooms 241, 237 & hallway outside room 241		\$1,350	311733	Feb.	MAC Paran Consulting
VARIOUS	MISC	WW Marching Band decals installed on district box truck		\$1,200	312060	April	Mt. Airy Tree Service
HS	MISC	Repair PA system at HS Stadium -- Visitor's side		\$350	321156	Oct.	Hyper-Performance Motorsports
MS	MISC	Removal of a downed tree from a resident's fence & property		\$382	312207	April	American Sound
HS	MISC	Install drop ceiling in new Art room (Rm. 224 - former Mechanical Drawing class)		\$220	320126	Nov.	American Sound
PS	MISC	Remove old and install new ceiling panels		\$600	320843	August	K&S Interiors
VARIOUS	MISC	Replace 3 exterior metal doors & doorframes at HS Gym & one at MS Gym		\$1,185	320002	June	K&S Interiors
HS	MISC	AGS - Modular modification design work (merge 2 dual classrooms)		\$6,400	320307	July	MertCo Inc.
HS	MISC	AGS - Modular structural modification work (merge 2 dual classrooms) (Permanment Improvement Fund)		\$550	312441	June	MCC Modular Code Consultants
HS	MISC	Repat lines & markings on WWHS Tantan Track		\$19,628	320529	July	Saurber Construction
VARIOUS	MISC	District sign replacements at CB & HS		\$3,230	320003	July	Southwestern Ohio Services
HS	MISC	Repair & structural upgrade to theatrical lyrical counterweight system on stage		\$1,385	320719	August	Centrullo Signs
HS	MISC	Design Specs, Bid work & Contract Document preparation & construction administration for HS, ES & IS Paving Project		\$1,730	312108	April	Beck's Studios
BG	MISC	VersaTrans bus routing system upgrade (50% shared cost with Finneytown LSD)		\$9,350	312203	April	SHP Leading Design
PS	MISC	Remove & abate asbestos from Room 5 (storage room)		\$7,062	312885	June	Tyler Technologies
PS	MISC	Remove & abate asbestos in boiler room after pipe repair		\$414	320783	August	Central Insulation Systems
HS	MISC	Remove & abate asbestos above Room 128 at WWHS surrounding underside of roof drain to be repaired		\$424	312251	May	Central Insulation Systems
HS	MISC	Replace elevator scavenger pump		\$1,274	312266	May	Thyssenkrupp
HS	MISC	MVP Conditioner & Quick Dry for Varsity Baseball Field		\$765	312076	April	Truopointe Cooperative
VARIOUS	MISC	Whiteboard purchases -- replace existing chalkboards (8)		\$2,064	320398	July	Marlin Public Seating
HS	MISC	Seat Repairs in Room 200		\$1,264	311622	March	Marlin Public Seating
HS	PAINTING	Painting of Modular Exterior		\$16,488	311704	Feb.	Wenger
HS	PAINTING	Repair & seal with mildew control one 4' x 10' section of wall near Kitchen		\$520	310505	Feb.	Baynum Painting
PN	PAINTING	Upgraded, academically-oriented playground markings at PN (PN-Grant funded)		\$395	310505	Feb.	Baynum Painting
PS	PAINTING	Upgraded, academically-oriented playground markings at PS (PS-Grant funded)		\$1,500	312107	April	River City Pavement Marking, LTD.
MS	PAINTING	Repat MS Media Center after book clearance & remodeling (VWMS covered cost)		\$1,500	312327	August	River City Pavement Marking, LTD.
HS	PAINTING	Repat HS Modulars exterior, west side exterior doors, Athl Bldg ext doors & interior hallway doors		\$575	320732	August	Bluestone Restoration
ES	PAINTING	Exterior, lobby & lobby doors		\$14,670	312389	June	Baynum Painting
				\$5,500	320455	July	Baynum Painting

Maintenance Services Cost Analysis

A Report to the WWCS D Board of Education – February 27, 2012

Projected 2011 – 2012 Expenditures

Salary & benefits costs for WWCS D maintenance employees (3)	\$214,742. ⁰⁰
Overtime costs (<i>Snow removal & Winter weekend boiler checks:294 hours</i>)	\$11,432. ⁰⁰
Maintenance supplies & materials (still must provide)	N/A
Uniforms	\$2,350. ⁰⁰
Total	\$228,524.⁰⁰

Winton Woods CSD Maintenance Workloading & Capacity Analysis

Number of completed maintenance work orders <i>(Source: Public School Works, June 2007 – Dec 2011 OR 1,127 work days)</i>	7,152
Adjusted for proportion of “on-demand” work orders (non-documented) <i>(Source: WWCS D Buildings & Grounds Supervisor & weekly work flow study – a conservative estimate of this portion of on demand district maintenance work is about 1 in 3 work orders on average – these are not documented in PSW)</i>	10,728
Average number of completed work orders per day	9.5 work orders
Median work order completion time per work order	2.5 hours
Average number of hours of completed work per day	23.75 hours
Capacity of regular WWCS D maintenance employees (3) at 8 hrs/day	24 hours

Conclusion: *Maintenance workloading & capacity are approximately right-sized for WWCS D.*

Winton Woods CSD Maintenance Cost Analysis

Total cost for WWCS D maintenance employees (3)	\$228,524. ⁰⁰
Total cost per hour for a WWCS D maintenance employee	\$36.³¹ per hour

Note: *This is the comparison cost for WWCS D maintenance services.*

Maintenance Contracted Services Cost Estimate

Average HVAC work	\$80 to \$90/hour
Average Electrical or Plumbing work	\$60 to \$75/hour
Average basic skilled maintenance services work (comparable)	\$30 to \$45/hour
Average basic skilled maintenance services median wage rate	\$37. ⁵⁰ /hour
Estimated maintenance contracted services cost	\$236,025. ⁰⁰
Expected cost savings estimated amount	(\$7,501.⁰⁰)

Contracted Maintenance Firm's Cost Savings Estimate for Basic Skilled Services

Expected cost savings estimate over existing costs

3% to 6%

(Source: Viox Services, February 2012)

Expected cost savings estimated amount

\$6,855.⁰⁰ to \$13,711.⁰⁰

Maintenance Services & Skills Included in Discussion of Costs Estimates

MEP (Mechanical, Electrical & Plumbing) Services

Light-Duty HVAC (Heating, Ventilation & Air Conditioning) & PM (Preventative Maintenance)

Carpentry & Framing

Basic Masonry

Snow Removal

Boiler Service Checks & Light Boiler Maintenance

Household Maintenance – Up to and including heavy tasking & workloading

Moving & Shipping

Pest Control (non-insect & without pesticide application)

Landscaping – ad hoc only

Maintenance Services & Skills NOT Included in Discussion of Costs Estimates

Custodial Services

Document Destruction

Landscaping Services (comprehensive)

Lawncare

Pest Control (insect & pesticide application)

Waste Removal

Conclusion:

Estimated Best Case Scenario – Winton Woods City Schools saves approximately thirteen thousand dollars per year or six percent by contracting for Maintenance Services.

Estimated Worst Case Scenario – Costs for Maintenance Services actually increase by about seventy-five-hundred dollars per year or three percent. Furthermore, it appears that Maintenance Workloading & Capacity are approximately right-sized for WWCS and the present condition of our aging facilities.

The lack of significant operational cost savings, the loss of operational flexibility, the disruptive nature of a proposition such as this and the absence of predictability in the world of maintenance makes this an area not appropriate for contracted services at this time.

2 0 1 2 / 2 0 1 3
 S C H O O L C A L E N D A R
 W I N T O N W O O D S C I T Y S C H O O L D I S T R I C T
 W W T A / O A P S E P R O P O S A L # 2

AUGUST, 2012		STUDENTS	STAFF
13	Monday, District Convocation, Staff In-service		
14	Tuesday, Teacher Contract Day/No Students		
15	Wednesday, First Day for Students		
SEPTEMBER			
3	Monday, Labor Day (No School)		
OCTOBER			
19	Friday, First Quarter Ends	45	
19	Friday, Professional Day/No Students		49
NOVEMBER			
20	Tuesday, K-12 Parent Conferences (No Students)	66	
21	Wednesday, Conference Exchange Day (No School)		72
22	Thursday, Thanksgiving Recess (No School)		
23	Friday, Thanksgiving Recess (No School)		
DECEMBER			
20	Thursday, Second Quarter Ends	40/85	42/91
21	Friday, Winter Holidays Begin (No School)		
JANUARY, 2013			
4	Friday, Professional Day/No Students		
7	Monday, School Reopens		
21	Monday, Martin Luther King Day (No School)		
FEBRUARY			
18	Monday, Presidents' Day (No School)		
MARCH			
8	Friday, Third Quarter Ends	43/129	44/135
29	Friday, Spring Break Begins/No School		
APRIL			
8	Monday, School Reopens		
MAY			
24	Last Day for Students	49/178	
27	Monday, Memorial Day/No School		
28	Tuesday, Record Day/ Last Day for Teachers		50/185